

The Alphabet Train Letter & Sound Matching Worksheets

Alphabet Match Name _____

Draw lines to connect the uppercase letters to their matching lowercase letters.

- a
- b
- c
- d
- e
- f
- g
- h
- i
- j
- k
- l
- m

Letter Match I Name _____

Draw a line to connect the uppercase letter to the lowercase letter.

Beginning Sound Match I Name _____

Draw a line to connect each letter to the picture that begins with that letter.

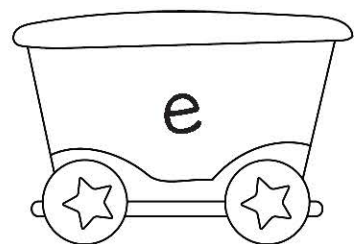

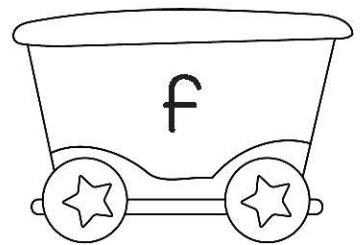
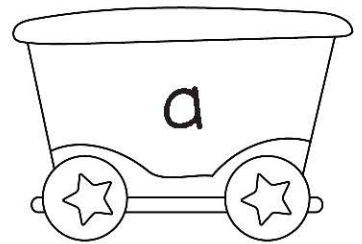
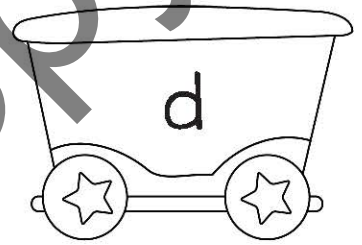
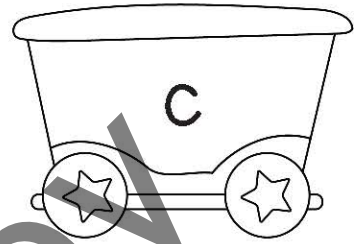
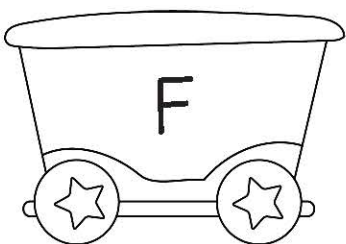

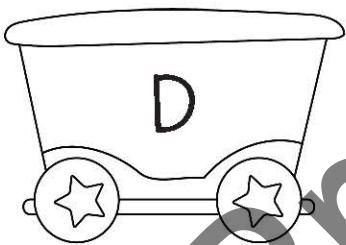
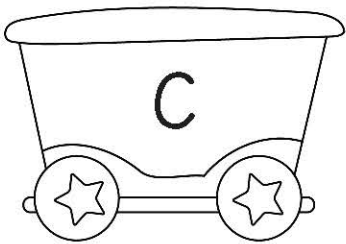
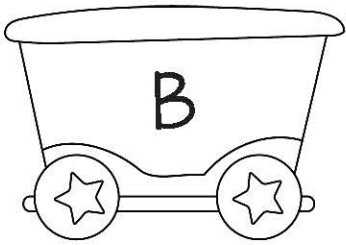
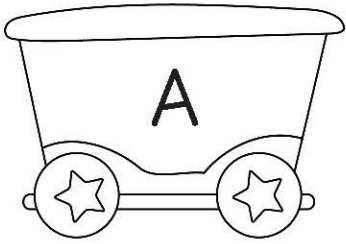
Letter and Sound Match I Name _____

Draw a line to connect each uppercase letter to its matching lowercase letter. Then draw a line connect each lowercase letter to the picture that begins with that letter.

Letter Match I


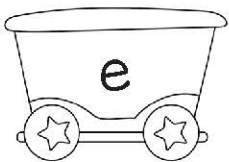
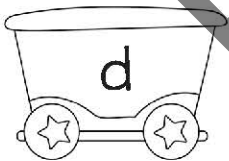
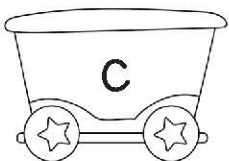
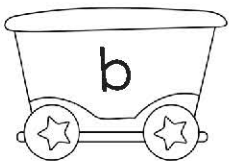
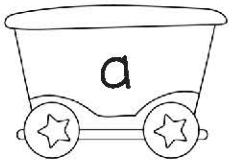
Name _____

Draw a line to connect the uppercase letter to the lowercase letter.

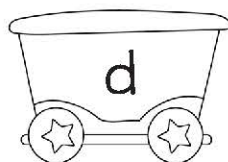
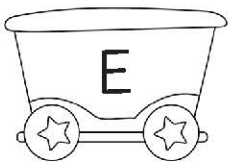
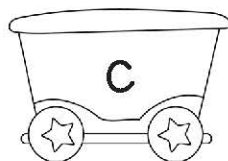
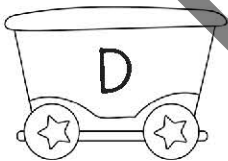
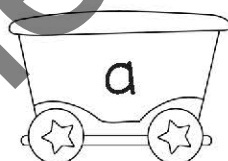
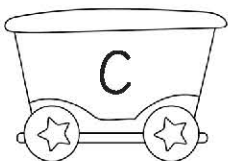


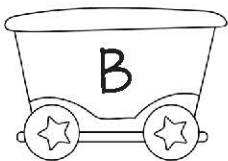

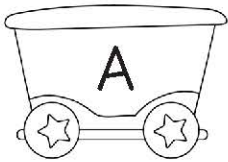


Beginning Sound Match | Name _____

Draw a line to connect each letter to the picture that begins with that letter.



Draw a line to connect each uppercase letter to its matching lowercase letter. Then draw a line connect each lowercase letter to the picture that begins with that letter.



Alphabet Match

Name _____

Draw lines to connect the uppercase letters to their matching lowercase letters.

